


FreshWater® IQ
System Ready



100% Filtration
SilentFlo Circulation




Moto-Massage® DX



Super Energy
Efficient



Colour LCD
Touchscreen



Polymer Substructure
& Base Pan

HIGHLIFE® COLLECTION

ARIA™



*Shown with Alpine White Shell and
Blackwood Cabinet*

People	Seating	Jets	Voltage
5 Seats	Lounge	42 Jets	230 V

Size
221 × 221 × 91 cm


Water Care
FreshWater® Salt System Included

HIGHLIFE® COLLECTION


ARIA™



SHELL COLOURS




CABINET COLOURS



COVER COLOURS

POLYESTER



CABINET AND SHELL COLOUR OPTIONS*

Cabinet Colours	Java	Charcoal	Blackwood	Linen	Brushed Nickel
Shell Colours	Alpine White Ice Grey Ivory Tuscan Sun Pebble	Alpine White Ice Grey Platinum Tuscan Sun Pebble	Alpine White Ice Grey Platinum	Alpine White Ivory Tuscan Sun Pebble	Alpine White Ice Grey Platinum

LEGENDARY MESSAGE

42 Personalised-Control Jets

- 2 Moto-Massage® Seats
- Soothing Stream™ Seat
- Precision™ Jet Seat

EASY WATER CARE

Water Care System

FreshWater® Salt System Included, Smart Monitoring System Optional

Filtration System

100% No-bypass Filtration, Exclusive, High-flow Tri-X® Filters, 30 m² Filtration Area

LEADING ENERGY EFFICIENCY

Jet Pump 1

WaveMaster® 9000; One-speed, 2.5 HP Continuous Duty, 5.2 HP Breakdown Torque

Jet Pump 2

WaveMaster 9200; Two-speed, 2.5 HP Continuous Duty, 5.2 HP Breakdown Torque

Circulation Pump

SilentFlo 5000™ for quiet, continuous filtration

Heater

No-Fault® 1,500 W / 230 V

Insulation

Multiple Layers of Foam Insulation; Certified to California Energy Commission (CEC) and APSP 14 energy efficiency standards for portable spas

Cover

WeatherPro™ 10 cm Tapered Custom-Fit with Hinge Seal

SIZE

Dimensions

221 × 221 × 91 cm

CAPACITY

Seating Capacity

5 seats

Water Capacity

1,400 litres

Weight

310 kg dry; 2,110 kg filled**

ADDITIONAL FEATURES

Smart Spa Technology

Hot Spring Spas App, Powered by the Connected Spa Kit

Water Feature

BellaFontana™ with 3 illuminated arcs of water

Cover Lifters

CoverCradle™, CoverCradle II, Lift 'n Glide™, or UpRite™

Steps

Steps are available to match cabinet colours

Entertainment

Bluetooth® Wireless Sound System (Optional)

Control System

IQ 2020™ with Colour LCD Touchscreen, 230 V / 20 amp, 50 Hz

Lighting System

Luminescence™ multi-colour four-zone

Cooling System

CoolZone™ (Optional)

*No special orders or shell substitutions available. Actual colours and products may vary from print representation. See dealer to verify.

**Includes water and 5 adults weighing 80 kg each.